

Directed Reduction of β -Amino Ketones to Syn or Anti 1,3-Amino Alcohol Derivatives

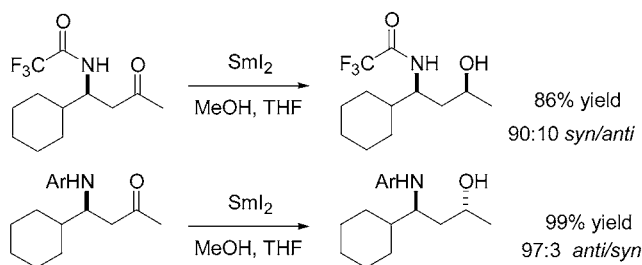
Gary E. Keck* and Anh P. Truong

Department of Chemistry, University of Utah, 315 South 1400 East RM 2020,
Salt Lake City, Utah 84112-0850

keck@chemistry.utah.edu

Received July 2, 2002

ABSTRACT



The reduction of β -amino ketones with samarium(II) iodide has been investigated. Either the *syn* or *anti* 1,3-amino alcohols can be obtained as the major product due to a divergence in selectivity with different N-protecting groups.

The development of methodology for the efficient generation of relative stereochemistry in acyclic systems continues to be a subject of major importance in synthetic organic chemistry. Recently, a protocol for the reduction of β -hydroxy and certain β -alkoxy ketones with SmI_2 was developed in our laboratories. Anti 1,3-diols and certain anti 1,3-alkoxy alcohols can be produced with high selectivity in this electron-transfer reduction.¹ The product-determining event was suggested to be protonation of an intermediate samarium carbanion in a favored conformation of a chelate formed by complexation of a second samarium between the β -oxygen and the carbonyl oxygen. The β -oxygen was also shown to be responsible for a significant rate enhancement in these reductions. We record herein the results of an investigation of β -nitrogen substituents in such reductions. In this context, it should be noted that 1,3-amino alcohol fragments are of interest due to their presence in several antibiotics and other biologically active natural products.² Thus, several reduction

methods for accessing such structures have previously been developed.³ For example, Narasaka achieved good *syn* diastereoselectivity in the LiAlH_4 – NaOMe reduction of *O*-benzyl oximes derived from β -hydroxy ketones.⁴ Pilli and co-workers have also developed a stereoselective route to anti and *syn* *N*-aryl- β -amino alcohols via reduction with Et_3BHLi and $\text{Zn}(\text{BH}_4)_2$, respectively.⁵

The first set of β -amino ketones used in this study was prepared by the sequence shown in Scheme 1. Allylation of cyclohexylcarboxaldehyde with methallyl-tri-*n*-butylstannane gave the corresponding homoallylic alcohol.⁶ Conversion to the mesylate and displacement with sodium azide gave the desired homoallylic azide **1** in 57% overall yield. Reduction of azide **1** was accomplished with LiAlH_4 in THF at 0 °C. The resulting amine was then protected as either the

(1) (a) Keck, G. E.; Wager, C. A.; Sell, T.; Wager, T. T. *J. Org. Chem.* **1999**, *64*, 2172. (b) Keck, G. E.; Wager, C. A. *Org. Lett.* **2000**, *2*, 2307.

(2) Nogradi, M. *Stereoselective Synthesis*; VCH: Weinheim, Germany, 1987; Chapters 3, 5, 6.

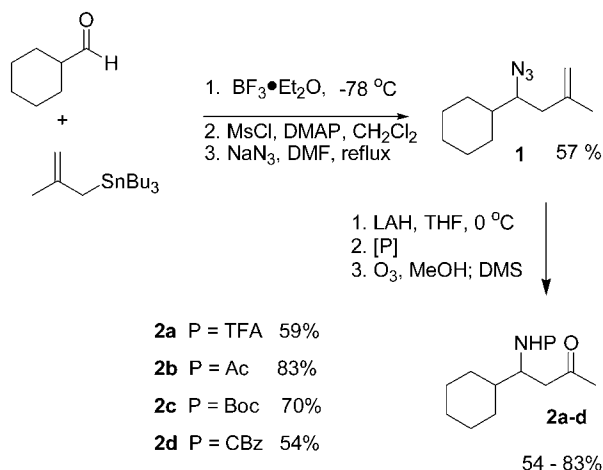
(3) Barluenga, J.; Aguilar, E.; Fustero, S.; Olano, B.; Viado, A. *J. Org. Chem.* **1992**, *57*, 1219 and references therein.

(4) Narasaka, K.; Ukaji, Y.; Yamazaki, S. *Bull. Chem. Soc. Jpn.* **1986**, *59*, 525.

(5) (a) Pilli, R. A.; Russowsky, D.; Dias, L. C. *Chem. Commun.* **1987**, 1053. (b) Pilli, R. A.; Russowsky, D.; Dias, L. C. *J. Chem. Soc., Perkin Trans. 1* **1990**, 1213.

(6) For an asymmetric version of this reaction, see: Keck, G. E.; Krishnamurthy, D.; Grier, M. C. *J. Org. Chem.* **1993**, *58*, 6543.

Scheme 1. Preparation of *N*-Acyl β -Amino Ketones

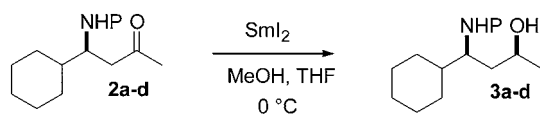


trifluoroacetamide, acetamide, *tert*-butyl carbamate, or benzyl carbamate using standard protocols. Subsequent ozonolysis provided the corresponding *N*-protected amino ketones in good yields (Scheme 1).

Each of these *N*-acyl- β -amino ketones (**2a–d**) was first reduced with NaBH_4 to afford a mixture containing roughly equal amounts of the 1,3-syn and 1,3-anti diastereomers. These mixtures were then used to develop an analytical HPLC separation of the reduction products expected from each substrate. Reductions with SmI_2 were then investigated. In a typical reaction, the ketone and 20 equiv of MeOH were dissolved in THF and added to a freshly prepared solution (0.1–0.5 M) of SmI_2 in THF at $0\text{ }^\circ\text{C}$.

The results of these experiments (Table 1) showed that high yields and reasonable levels of stereoselectivity are

Table 1. Reduction of *N*-Acyl β -Amino Ketones Using SmI_2 – MeOH



entry	P	time (h)	yield of 3 (%)	ratio (syn:anti)
1	TFA	4.75	86	90:10
2	Ac	6	96	89:11
3	Boc	4	quant	81:19
4	Cbz	7	84	84:16

obtained for the reduction of these protected β -amino ketones. However, at this point the stereochemistry of the products was not known.

The structure of the major diastereomer formed in these reactions was unambiguously established by an X-ray crystal structure determination of the major product obtained from **2a**. This was followed by chemical correlation of that material with the major products obtained from **2b–d**. Thus,

removal of the trifluoroacetate⁷ ($\text{K}_2\text{CO}_3/\text{MeOH}/\text{H}_2\text{O}$) from both the major (syn) and minor (anti) diastereomers of **3a** provided samples of the free amino alcohols.

These were then compared with the amino alcohols obtained by removal of the protecting groups present in the major diastereomers of **3b–d**. In all cases, the major diastereomer was 1,3-syn. The observed stereochemical outcome is initially quite surprising given the anti selectivity previously observed in reductions of both β -hydroxy and β -alkoxy ketones under these conditions. A different class

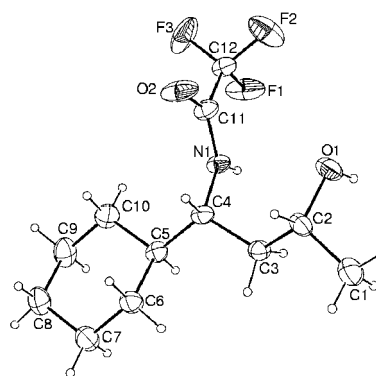
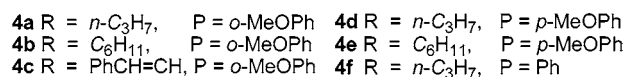
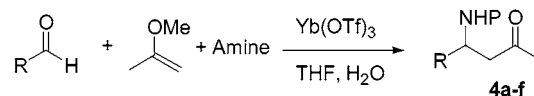


Figure 1. Structure of the major diastereomer of *N*-trifluoroacetamide **3a** by X-ray analysis.

of protected β -amino ketones was also synthesized using the methodology of Kobayashi.⁸ This reaction was applied successfully to the synthesis of a number of *N*-aryl- β -amino ketones (Scheme 2). Again, each of these substrates (**4a–f**)

Scheme 2. Preparation of *N*-Aryl β -Amino Ketones



was reduced with NaBH_4 to secure mixtures containing comparable amounts of the expected 1,3-syn and 1,3-anti reduction products; these were then used to develop analytical HPLC separations for each substrate as before.

Under our standard conditions, these *N*-aryl- β -amino ketones were also reduced to the corresponding 1,3-amino alcohols in excellent yield (90–99%). Stereochemical assignments for the products of these reactions were again made unambiguously through use of the X-ray crystal structure determination of **3a**. This involved the removal of

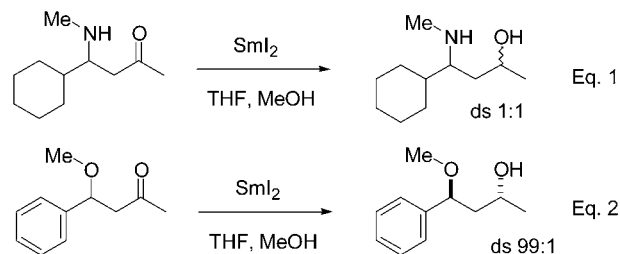
(7) Boger, D. L.; Yohannes, D. *J. Org. Chem.* **1989**, *54*, 2498.

(8) Kobayashi, S.; Ueno, M.; Suzuki, R.; Ishitani, H.; Kim, H.-S.; Wataya, Y. *J. Org. Chem.* **1999**, *64*, 6833.

the *o*-MeOPh (catalytic amount of silver nitrate and ammonium persulfate in aqueous CH₃CN)⁹ or *p*-MeOPh (CAN in aqueous CH₃CN)¹⁰ groups from each of the reduction products **5a–e**.¹¹ The resulting free β -amino alcohols were then directly compared (¹³C NMR) to the free β -amino alcohols that were obtained from the major (syn) and minor (anti) diastereomers of **3a**. It was found that a complete reversal of stereoselectivity for the reduction occurs between the two classes of substrates: whereas the *N*-acyl derivatives all reduced to afford the 1,3-syn diastereomer as the major product, the *N*-aryl derivatives all afforded the 1,3-anti diastereomer as the major product.

Thus, these *N*-aryl β -amino ketones are reduced in the same sense (1,3-anti diastereoselectivity) as the previously studied β -hydroxy and β -alkoxy ketones. We suggest that the overall mechanism is as previously proposed for those cases. However, the present situation seems more complex than with the oxygen series. Reductions of two *N*-alkyl- β -amino ketones were examined in order to determine the extent to which these reductions paralleled those of the β -alkoxy ketones.

In contrast to the corresponding *O*-benzyl derivative, the *N*-benzyl derivative was reduced but with a low level of stereoselectivity (3.5:1). The *N*-methyl derivative also reduced, but, in contrast to previous observations in the oxygen series, afforded a 1:1 mixture of diastereomers. Reductions of such β -methoxy ketones in our previous study showed very high levels of stereoselectivity; note eq 2. Although the substituents differ in the cases shown (cyclohexyl vs phenyl) in eqs 1 and 2, inspection of Table 2 shows that the



these reductions. In this context, reduction of substrate **4f**, which lacks any additional electron-releasing substituents on the aryl ring other than nitrogen, leads to a somewhat lower level of stereoselectivity than is observed with the methoxy-substituted compounds. Moreover, since both the ortho and para methoxy compounds are reduced with similarly high levels of diastereoselectivity, a chelation motif involving the nitrogen and the methoxy group itself cannot be involved as a control element in determining the stereochemical outcome.^{8,12} However, it does seem plausible based upon the available data that complexation of the electron-rich aryl ring by samarium may influence the stereochemical outcome of the reduction in these cases.

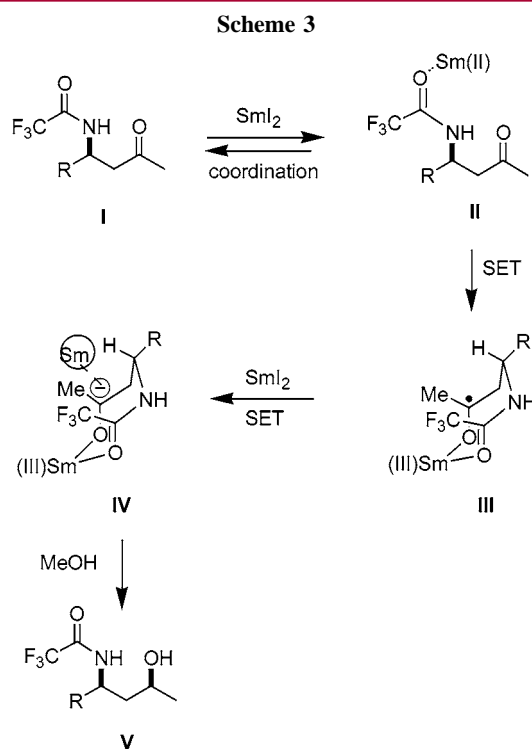
At first glance, the syn stereochemistry observed in reduction of the *N*-acyl derivatives would seem to preclude a mechanism involving chelation as a control element; however, these results are easily accommodated by such a mechanism. Since samarium(II) is believed to be a hard oxophilic Lewis acid,¹³ it is reasonable to expect that the oxygen of the amidate, rather than the nitrogen, is involved in initial coordination to samarium. The reduction could then occur via the formation of an intermediate eight-membered ring chelated structure as shown in Scheme 3. Initial

Table 2. Reduction of *N*-Aryl β -Amino Ketones

entry	R	P	yield of 5 (%)	ratio (anti:syn)
1	<i>n</i> -C ₃ H ₇	<i>o</i> -MeOPh	95	97:3
2	C ₆ H ₁₁	<i>o</i> -MeOPh	100	97:3
3	PhCH=CH	<i>o</i> -MeOPh	90	97:3
4	<i>n</i> -C ₃ H ₇	<i>p</i> -MeOPh	95	94:6
5	C ₆ H ₁₁	<i>p</i> -MeOPh	98	>99:1
7	<i>n</i> -C ₃ H ₇	Ph	96	85:15

level of asymmetric induction realized is relatively independent of this substituent. Cases in which this substituent was a phenyl group were not examined in the present study due to the low stability of these materials toward β -elimination.

Thus *N*-substitution by an electron-rich aryl ring seems to be required to realize high levels of stereoselectivity in



(9) Saito, S. S.; Hatanaka, K.; Yamamoto, H. *Org. Lett.* **2000**, 2, 1891.

(10) Kronenthal, D. R.; Han, C. Y.; Taylor, M. K. *J. Org. Chem.* **1982**, 47, 2765.

(11) The stereochemistry of product **5f** has not been unambiguously established but is assumed on the basis of the results with the other *N*-aryl compounds and the similarity of the ¹H and ¹³C NMR data.

coordination of samarium to the oxygen of the amidate is followed by a one-electron transfer to the carbonyl to give **III**. A second equivalent of Sm(II) donates another electron to the resulting radical leading to the samarium carbanion **IV**. Finally, protonation of this anion then leads to the syn amino alcohol **V** in the stereochemistry-determining step.

The syn stereochemical outcome predicted by this scheme relies upon extrapolation of the known conformational preferences in eight-membered carbocyclic rings¹⁴ to this case involving samarium. The A value associated with the substituent "R" in structure **IV** is known to be very large in eight-membered ring carbocycles.

In summary, the reduction of β -amino ketones using samarium(II) iodide provides a versatile synthetic method

for the synthesis of 1,3-amino alcohols. High levels of stereoselectivity and excellent yields are possible in the reduction of *N*-aryl β -amino ketones, while a variety of *N*-acyl derivatives are reduced in good yield and with moderate levels of 1,3-syn stereoselectivity. One especially attractive feature of the process is that by employing different protecting groups, one can easily access both syn and anti diastereomers of these β -amino alcohols.

Acknowledgment. Financial assistance provided by the National Institutes of Health (Grant GM-28961) is gratefully acknowledged.

Supporting Information Available: Full experimental details and analytical data for all new compounds. This material is available free of charge via the Internet at <http://pubs.acs.org>.

OL026456Y

(12) For previous proposals of such a complexation mode in reactions involving *o*-hydroxy anilines and derivatives, see: Ishitani, H.; Ueno, M.; Kobayashi, S. *J. Am. Chem. Soc.* **2000**, *122*, 8180 and references therein.

(13) Molander, G. A. *Org. React.* **1994**, *46*, 211.

(14) Still, W. C.; Galynker, I. *Tetrahedron* **1981**, *37*, 3981.